













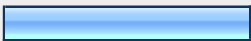



1. If you knew that printing the Preliminary Program on recycled paper and soy inks would have no economic impact (i.e., other savings like reusable signs would pay for the paper and ink), please indicate how interested would you be to have our Preliminary Program printed on recycled paper?

		Response Percent	Response Count
Very interested		66.2%	88
Interested		18.0%	24
Neither interested nor uninterested		4.5%	6
Uninterested		5.3%	7
Very uninterested		3.8%	5
Other (please specify)		2.3%	3
answered question			133
skipped question			0

2. If you knew that printing the Preliminary Program on recycled paper might have no more than a \$5.00 impact on the registration fee, how interested would you be in having the Preliminary Program on recycled paper?

		Response Percent	Response Count
Very interested		53.8%	71
Interested		23.5%	31
Neither interested nor uninterested		10.6%	14
Uninterested		8.3%	11
Very uninterested		3.8%	5
answered question			132
skipped question			1

3. Currently, Annual Meeting attendees have access to all of the Instructional Course handouts on their Annual Meeting CD-ROM which is given out at registration. In addition to the CD-ROM, printed copies are made for each of the session rooms. Last year we printed 64,176 sheets of paper for the Instructional Course handouts, much of which was left behind, either untouched in the piles found in the back of the room or strewn about the chairs and floor of the session room. Keeping in mind the CD-ROM would continue to be a part of your registration, how willing would you be to forego printed handouts onsite if you had access to those handouts in advance of the meeting via download off a website?

		Response Percent	Response Count
Very willing		51.1%	68
Willing		27.1%	36
Neither willing nor unwilling		7.5%	10
Unwilling		11.3%	15
Very unwilling		3.0%	4
		<i>answered question</i>	133
		<i>skipped question</i>	0

4. Comments?

		Response Count
		34
		<i>answered question</i>
		34
		<i>skipped question</i>
		99