








1Q 12.12.08 Effects of Economy

1. Please select the response that best describes your circumstances from the choices below.

	Very great extent	Great extent	Some extent	Little extent	Not at all	Response Count
To what degree has the recent economic downturn effected your practice?	1.9% (3)	10.3% (16)	46.5% (72)	26.5% (41)	14.8% (23)	155
	<i>answered question</i>					155
	<i>skipped question</i>					3

2. From the options below, please share the ways in which your practice or institution has been affected. Choose all that apply.

		Response Percent	Response Count
Decrease in elective surgeries		73.2%	82
Fewer patients in clinic		50.0%	56
Other surgeons are taking ER call		14.3%	16
Compensation freeze or reduction		26.8%	30
Hiring freeze or layoffs		27.7%	31
Reduction in continuing education benefits		7.1%	8
Increased overhead expense		37.5%	42
	Other (please specify)		42
	<i>answered question</i>		112
	<i>skipped question</i>		46